

MODEL /



WELCOME TO THE ROOFTOP REVOLUTION







THE
RTU
HAS BEEN
REIMAGINED



/ Introducing our most powerful, most advanced rooftop unit in the industry. An ultra-efficient design delivers complete comfort at the lowest total cost of ownership, while also reducing maintenance and service time.

ENGINEERED TO MOVE THE INDUSTRY FORWARD

The Model L™ rooftop units feature the revolutionary Lennox® CORE Control System and advanced variable-speed technology to maximize energy savings. But that's just the beginning. Premium diagnostic features reduce installation, service and maintenance expenses to provide the lowest total cost of ownership in the industry.



ENERGY OPTIMIZATION

Model L rooftop units deliver the lowest total cost of ownership through variable-speed components and intelligent operation.

- Energy-saving efficiency ratings of up to 14.3 EER2, 21.2 SEER2 and 23.1 IEER are the highest in the industry.
- Optimized humidity control with enhanced dehumidification and optional Humiditrol™+ reduces energy usage over traditional hot-gas reheat systems.
- Qualifies for rebate programs, delivering even more ways to save money.



ENGINEERED INTELLIGENCE

The Lennox® CORE Unit Controller delivers connected service, open integration, reliable performance, and efficiency optimization to empower all parts of your organization.

- Mobile App interface provides intuitive guided setup, reports and parameter adjustment to optimize unit operation.
- Open integration and control with standard BACnet® IP & MS/TP, LonTalk®, thermostats, and all-new wireless sensors allow freedom of choice and custom monitoring and control.
- Diagnostics and sensor system monitors component performance, tracks capacity and efficiency, and alerts when necessary, enabling smart asset management.



COMPLETE COMFORT

Advanced technologies deliver premium comfort and indoor air quality in a wide range of applications.

- Humiditrol™+, a modulating hot-gas reheat dehumidification system, provides energy-efficient dehumidification for superior indoor air quality and year-round comfort.
- UVC germicidal lights and high-efficiency MERV filter options provide indoor air quality solutions for comfortable air in diverse climate zones.
- Modulating compressors and fans optimize efficiency and comfort to meet space demands in both single-zone and multi-zone VAV applications.



SIMPLE SERVICE

Model L rooftop units maximize efficiency of maintenance and service operations, reducing operational costs and minimizing downtime.

- Mobile app interface integrates diagnostic, test and troubleshooting functionalities, reducing install times over traditional built-in interfaces.
- DirectPlus™ blower standard up to 12.5 tons eliminates traditional belt-drive maintenance and service costs.
- The Simple Service System offers tool-less filter access, slide-out blower, isolated compressor compartment, and accessible gas compartment, which further reduces service time.

ADVANCED HVAC SOLUTIONS

VARIABLE-SPEED TECHNOLOGIES

Model L units feature a lead variable-speed compressor and variable-speed blower to maintain a constant discharge air and room temperature to efficiently deliver complete comfort.

ENHANCED DEHUMIDIFICATION MODE

Model L units are enabled with an enhanced dehumidification (EDH) mode, which is designed to provide additional dehumidification when both cooling and dehumidification demands are present.

HUMIDITROL™+


Humiditrol+ is a modulating hot-gas reheat dehumidification system that can vary the sensible and latent capacity of the Model L unit to better match the dehumidification demand of the space.

DIRECTPLUS™ BLOWER


3-12.5-ton Model L units are equipped with a direct-drive, variable-speed blower that eliminates maintenance and service costs associated with traditional belt-drive motors.



MODEL L™ ROOFTOP UNIT



❶ Lead Inverter-Driven, Variable-Speed Compressor ❷ DirectPlus™ Blower System (available 3-12.5 tons) [item is not shown] ❸ Advanced Dehumidification Technologies ❹ Variable-Speed ECM Outdoor Fans ❺ Independent Refrigeration Circuits ❻ Lennox® CORE Unit Controller ❼ Open Integration with Standard BACnet® IP and MS/TP ❽ Diagnostics and Sensor System



MODEL / L



LENNOX / **CORE**
CONTROL SYSTEM

- To access the unit controller's interface:
- 1 Scan the QR Code
 - 2 Download the Lennox[®] CORE Service App
 - 3 Follow pairing instructions

PAIR





LENNOX / **CORE**

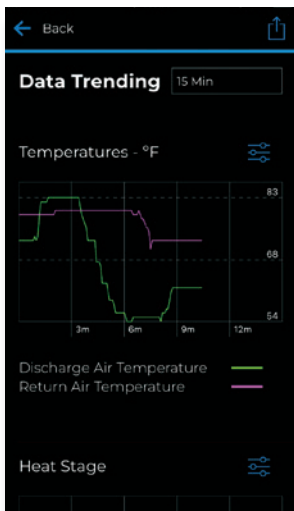
/ Providing exceptional performance and efficiency, the Lennox Model L™ rooftop units and the Lennox® CORE Control System utilize optional wireless sensors, a mobile service app and a built-in wireless gateway to deliver the lowest cost of ownership.

The Lennox® CORE Service App replaces a traditional built-in user interface on the CORE Unit Controller and provides guided setup menus for install, test and balance, and network integration. Reports that detail runtimes and service history can be exported from the app. The app also facilitates seamless commissioning of wireless sensors and sensor networks compatible with the CORE Unit Controller.

THE LENNOX® CORE SERVICE APP

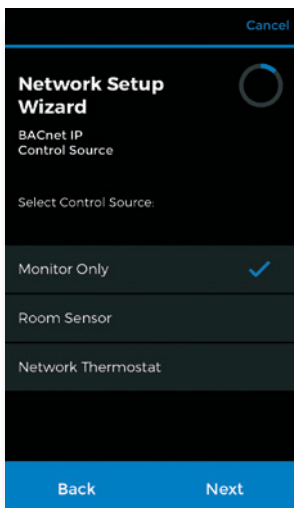
MAKES SERVICING SIMPLE

Using a built-in wireless gateway on the Lennox® CORE Unit Controller, The Lennox CORE Service App replaces a traditional built-in user interface. Simple guided setup, real-time data readouts and enhanced test functionalities make servicing Lennox rooftop units easier than ever before.



REAL-TIME DATA READOUTS

Enhanced test functionality provides real-time sensor readings, trending and reports that enable easy troubleshooting.



GUIDED SETUP

Guided setup with progress indicators, detailed help and exportable summaries drives simple and trouble-free setup, reducing commissioning times over similar systems.



ADVANCED SOLUTIONS FOR TODAY'S HVAC CHALLENGES

Now, more than ever, commercial buildings, restaurants and classrooms need an HVAC system that is able to adapt to changing loads and increased fresh air requirements.

Model L's variable-speed cooling platform and advanced dehumidification technologies are engineered to deliver energy-efficient HVAC solutions across a wide range of applications and operating conditions—today, tomorrow and every day.

MODEL L™ ULTRA-HIGH-EFFICIENCY ROOFTOP UNIT R-454B PERFORMANCE SPECIFICATIONS

			COOLING DATA			HEATING DATA (KBTUH)				PHYSICAL DATA		
	NOM. TON	MODEL	EER/ EER2*	SEER2 OR IEER MSAV/VAV	NET COOLING CAPACITY	LOW	STD.	MED.	HIGH	DIMENSIONS H X W X L [IN.]	NET WT. [LBS.]	
GAS/ ELECTRIC UNITS	3	LGM036U5E/P	14.3	21.2	35,000	—	65	108	—	47 X 47 X 86	618	
	4	LGM048U5E/P	13.2	19.9	48,000	—	65	108	150	47 X 47 X 86	636	
	5	LGM060U5E/P	12.5	19.5	58,000	—	65	108	150	47 X 47 X 86	636	
	6	LGM074U5E/P	12.2	23.1	69,000	—	65	108	150	47 X 47 X 86	636	
	7.5	LGM092U5E/P	12.5	21.0	88,000	—	130	180	240	47 X 61 X 102	1,115	
	8.5	LGM102U5E/P	12.5	21.0	97,000	—	130	180	240	47 X 61 X 102	1,115	
	10	LGM120U5E/P	12.0	20.7	114,000	—	130	180	240	47 X 61 X 102	1,150	
	12.5	LGM150U5E/P	10.8	19.5	136,000	—	130	180	240	47 X 61 X 102	1,170	
	13	LGM156U5M/V	12.0	19.0/18.5	150,000	169	260	360	—	55 X 92 X 133	2,200	
	15	LGM180U5M/V	12.0	19.0/17.5	172,000	169	260	360	480	55 X 92 X 133	2,204	
	17.5	LGM210U5M/V	12.0	18.8/18.0	200,000	169	260	360	480	55 X 92 X 133	2,643	
	20	LGM240U5M/V	12.0	18.4/17.5	228,000	—	260	360	480	55 X 92 X 133	2,669	
25	LGM300U5M/V	10.6	17.5/16.5	270,000	—	260	360	480	55 X 92 X 133	2,710		
						KW RANGE						
ELECTRIC/ ELECTRIC UNITS	3	LCM036U5E/P	14.3	21.2	35,000	—	7.5	15	—	—	47 X 47 X 86	598
	4	LCM048U5E/P	13.2	19.9	48,000	—	7.5	15	—	—	47 X 47 X 86	616
	5	LCM060U5E/P	12.5	19.5	58,000	—	7.5	15	22.5	—	47 X 47 X 86	616
	6	LCM074U5E/P	12.2	23.1	69,000	—	7.5	15	22.5	30	47 X 47 X 86	616
	7.5	LCM092U5E/P	12.7	21.0	88,000	7.5	15	22.5	30	45	47 X 61 X 102	1,067
	8.5	LCM102U5E/P	12.7	21.0	97,000	7.5	15	22.5	30	45	47 X 61 X 102	1,067
	10	LCM120U5E/P	12.2	20.7	114,000	15	22.5	30	45	60	47 X 61 X 102	1,102
	12.5	LCM150U5E/P	11.0	19.5	136,000	15	22.5	30	45	60	47 X 61 X 102	1,122
	13	LCM156U5M/V	12.2	19.0/18.5	150,000	15	30	45	60	—	55 X 92 X 133	2,051
	15	LCM180U5M/V	12.2	19.0/17.5	172,000	15	30	45	60	—	55 X 92 X 133	2,054
	17.5	LCM210U5M/V	12.2	18.8/18.0	200,000	15	30	45	60	90	55 X 92 X 133	2,498
	20	LCM240U5M/V	12.2	18.4/17.5	228,000	15	30	45	60	90	55 X 92 X 133	2,524
25	LCM300U5M/V	10.8	17.5/16.5	270,000	15	30	45	60	90	55 X 92 X 133	2,565	

* EER2 ratings apply to equipment below 65,000 btuh.

JOIN THE ROOFTOP
REVOLUTION
BY CONTACTING YOUR
SALES
REPRESENTATIVE
TODAY

www.lennoxcommercial.com

