



538365-01

01

02

03

04

05

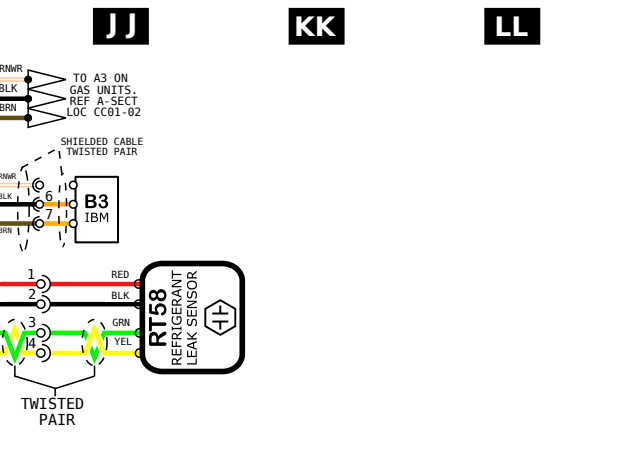
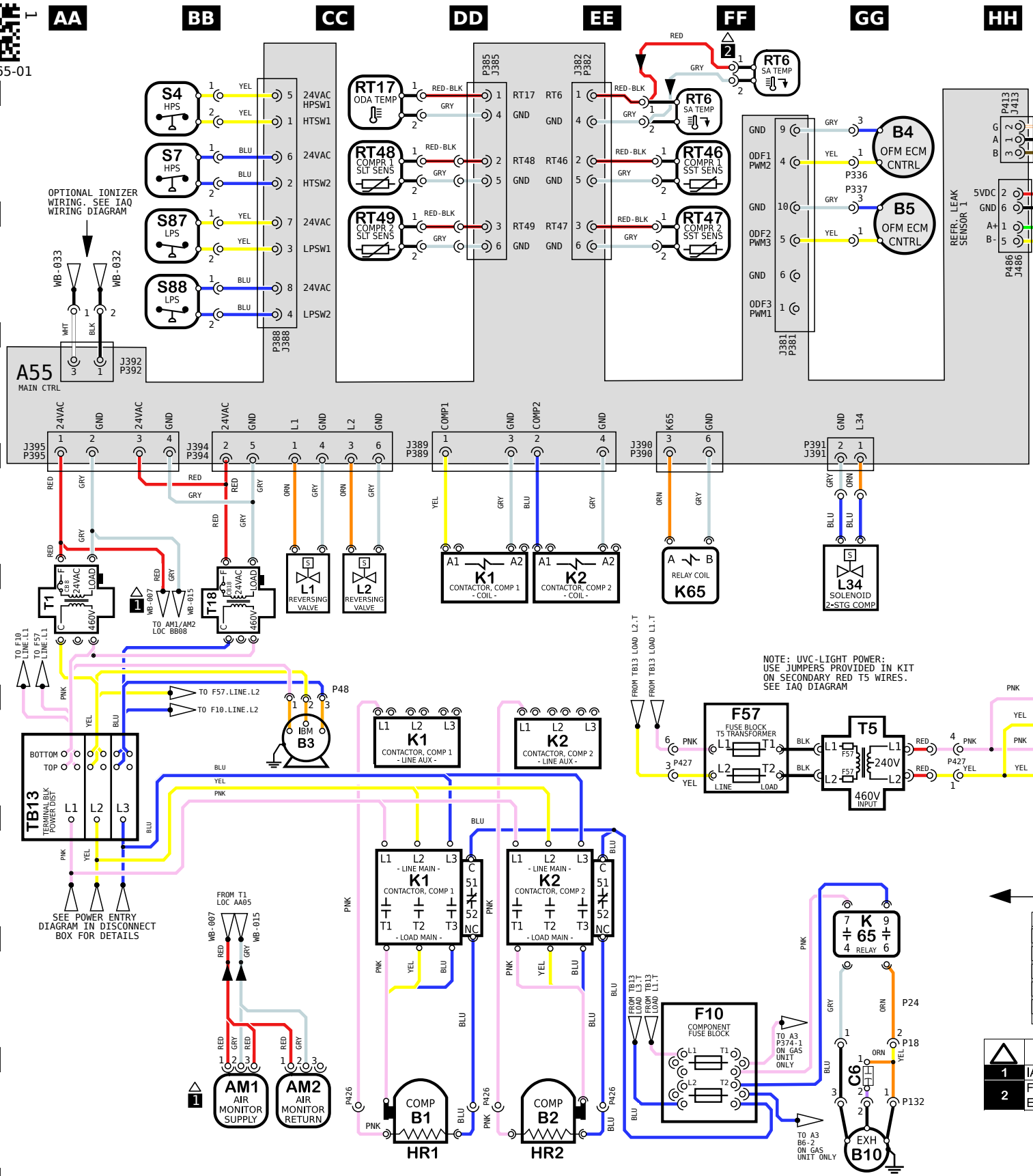
06

07

08

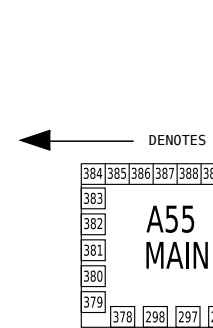
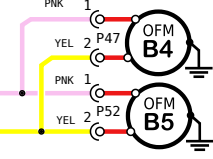
09

10



KEY LIST		
LOCATION		COMPONENT DESCRIPTION
BB/CC09	AM1, AM2	AIR MONITOR, SUPPLY/RETURN, IAQ-TVOC
DD/EE09/10	B1, B2	COMPRESSOR 1, 2
CC06, JJ01	B3	MOTOR, BLOWER
GG01/02, HH/JJ06	B4, B5	MOTOR, OUTDOOR FAN 1, 2
GG10	B10	MOTOR, EXHAUST FAN 1
GG09	C6	CAPACITOR, EXHAUST FAN 1
FF09	F10	FUSE, COMPONENT
FF06	F57	FUSE, T5 TRANSFORMER
DD/EE 09/10	HR1, HR2	HEATER, COMPRESSOR 1, 2
DD/EE05,08,07,08	K1, K2	CONTACTOR, COMPRESSOR 1, 2
FF05, GG08	K65	RELAY, EXHAUST FAN 1
CC05	L1, L2	VALVE, REVERSING 1,2
GG05	L34	SOLENOID, TWO STAGE, COMPRESSOR 1
FF01	RT6	SENSOR, A55 DISCHARGE (IMC)
CC01	RT17	SENSOR, OUTSIDE AIR TEMP
FF01/02	RT46, RT47	SENSOR, SAT. SUCT TEMP., COMP 1, 2
CC01/02	RT48, RT49	SENSOR, SAT. LIQUID TEMP., COMP 1, 2
JJ02	RT58	SENSOR 1, REFRIGERANT LEAK DETECTION
BB01/02	S4, S7	LIMIT, HI PRESS. SWITCH, COMP 1, 2
BB02/03	S87, S88	SWITCH, LOW PRESS., COMP. 1, 2
AA05	T1	TRANSFORMER, CONTROL
GG06	T5	TRANSFORMER, OUTDOOR FAN MOTOR
BB05	T18	TRANSFORMER, CONTACTOR
AA07	TB13	TERMINAL STRIP, POWER DISTRIBUTION

NOTE: UVC-LIGHT POWER: USE JUMPERS PROVIDED IN KIT ON SECONDARY RED T5 WIRES. SEE IAQ DIAGRAM



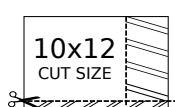
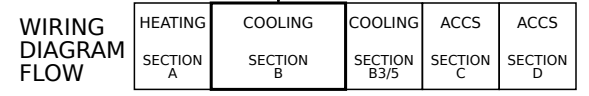
NOTES

- IAQ SENSORS OPTIONAL
- FOR REMOTE LOCATION OF RT6, ADD THE EXTENSION HARNESS

WARNING
DISCONNECT ALL POWER BEFORE SERVICING.
ELECTRIC SHOCK HAZARD, CAN CAUSE INJURY OR DEATH. UNIT MUST BE GROUNDED IN ACCORDANCE WITH NATIONAL AND LOCAL CODES.
FOR USE WITH COPPER CONDUCTORS ONLY. REFER TO UNIT RATING PLATE FOR MINIMUM CIRCUIT AMPACITY AND MAXIMUM OVERCURRENT PROTECTION SIZE.
IF ANY WIRE IN THIS APPLIANCE IS REPLACED, IT MUST BE REPLACED WITH WIRE OF LIKE SIZE, RATING AND INSULATION THICKNESS.

Product: LHT, LDT B Box - G & J VOLT 078-120
Heat Pump Diagram with Higher SCCR

Voltage: 460V/3~/60Hz (G)
Supersedes: XXXXX-XX Form No: 538365-01 Rev: 1



REV	EC NO.	DATE	BY	APVD	REVISION NOTE
---	CN-012081C	04-29-2024	FEP	MCF	ORIGINATED AT PD&R CARROLLTON, TX
001	CN-012081W	10-07-2024	FEP	FXV	UPDATED P18 CONNECTORS FROM 3 & 4 TO 1 & 2

