

**NOTES**

- RT6 REMOTE MOUNT WIRING
- MOVE WIRES FROM 240 TO 208 TAP ON TRANSFORMER FOR 208 VOLT APPLICATIONS
- P-VOLT UNITS - CONNECT T43-C TO K1-L2

**KEY LIST**

LOCATION	COMPONENT DESCRIPTION
AA01,02,03	<b>A55</b> CONTROL BOARD, MAIN
HH07	<b>AM1, AM2</b> AIR MONITOR, SUPPLY/RETURN, IAQ-TVOC
BB07, CC08	<b>B1</b> COMPRESSOR 1
GG01, EE05	<b>B3</b> MOTOR, BLOWER
GG02, DD06	<b>B4</b> MOTOR, OUTDOOR FAN 1
HH06	<b>B10</b> MOTOR, EXHAUST FAN 1
CC08	<b>C5</b> CAPACITOR, COMPRESSOR
CC08	<b>C6</b> CAPACITOR, EXHAUST FAN 1
CC08	<b>C7</b> CAPACITOR, COMPRESSOR HARD START
BB07	<b>HR1</b> HEATER, COMPRESSOR 1
BB04,05,06	<b>K1</b> CONTACTOR, COMPRESSOR 1
DD08	<b>K31</b> RELAY, HARD START KIT
HH04,05	<b>K65</b> RELAY, EXHAUST FAN 1
BB04,05	<b>K191</b> RELAY, CRANKCASE HEATER 1
FF04	<b>L1</b> VALVE, REVERSING 1
CC04	<b>L34</b> VALVE, SOLENOID, 2 STG COMPRESSOR
EE01	<b>RT6</b> SENSOR, A55 DISCHARGE (IMC)
CC01	<b>RT17</b> SENSOR, OUTSIDE AIR TEMP
EE02	<b>RT46</b> SENSOR, SAT. SUCT TEMP, COMP 1
CC02	<b>RT48</b> SENSOR, SAT. LIQUID TEMP, COMP 1
AA01	<b>S4</b> LIMIT, HI PRESS. SWITCH, COMP 1
AA01	<b>S87</b> SWITCH, LOW PRESS. COMP 1
DD04	<b>T1</b> TRANSFORMER, CONTROL
EE04	<b>T43</b> TRANSFORMER, REHEAT

**WARNING**

DISCONNECT ALL POWER BEFORE SERVICING.

ELECTRIC SHOCK HAZARD, CAN CAUSE INJURY OR DEATH. UNIT MUST BE GROUNDED IN ACCORDANCE WITH NATIONAL AND LOCAL CODES.

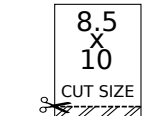
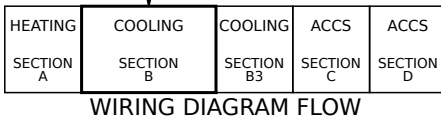
FOR USE WITH COPPER CONDUCTORS ONLY. REFER TO UNIT RATING PLATE FOR MINIMUM CIRCUIT AMPACITY AND MAXIMUM OVERCURRENT PROTECTION SIZE.

IF ANY WIRE IN THIS APPLIANCE IS REPLACED, IT MUST BE REPLACED WITH WIRE OF LIKE SIZE, RATING AND INSULATION THICKNESS.

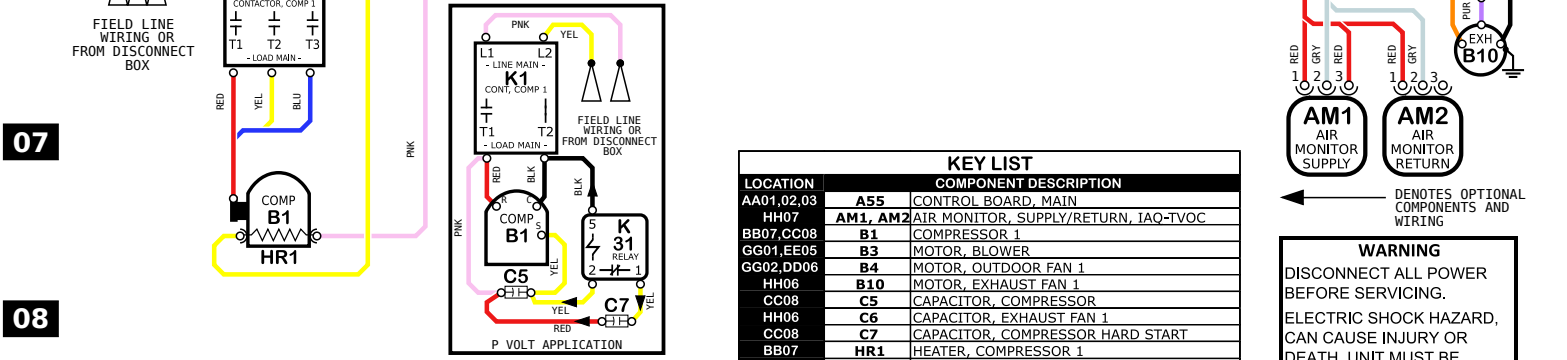
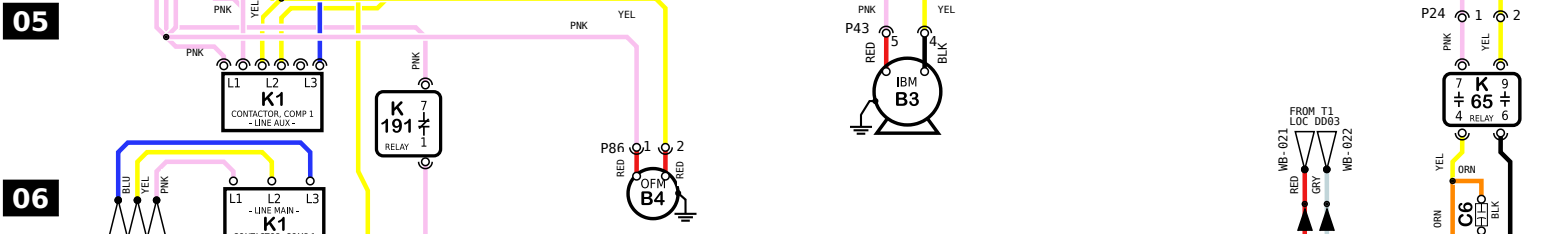
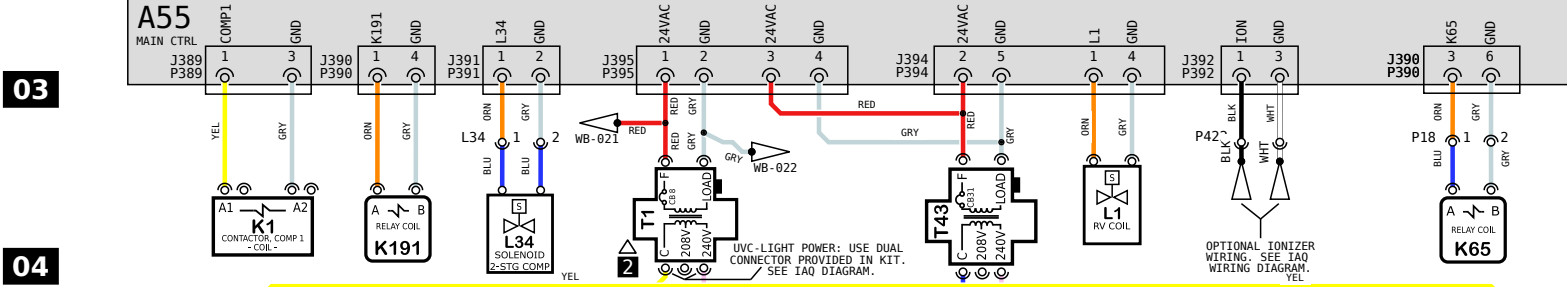
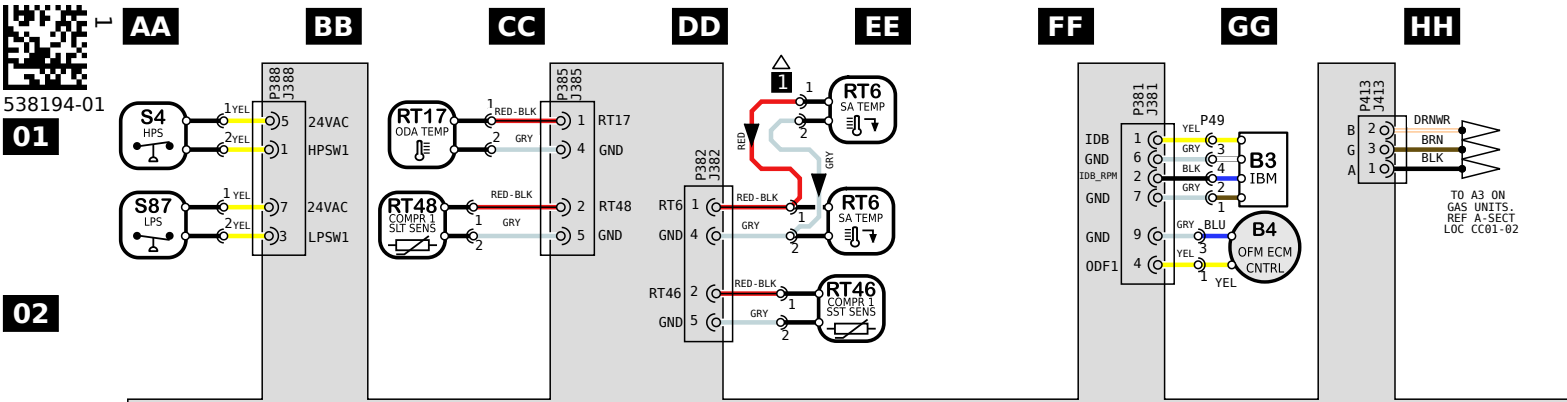
**10** Model: LDT, LHT 024H - 060H P, Y VOLT HEATPUMP - ECM BLOWER WITHOUT HIGHER SCCR

Voltage: 208-240V/1~/60Hz(P), 208-240V/3~/60Hz(Y)

Supersedes: N/A Form No: 538194-01 Rev: 1



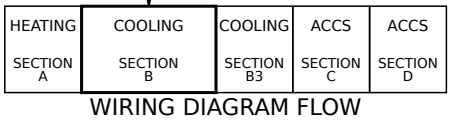
REV	EC NO.	DATE	BY	APVD	REVISION NOTE
--	CN-008852	06/01/2022	AXL	AAH	ORIGINATED AT PD&R CARROLLTON, TX
001	CN-012457P	03/06/2024	AXL	AAH	A) P381 PIN 1 CALLOUT WAS RT6, NOW IDB. UPDATED GROUND IMAGE ON B3/B4/B10



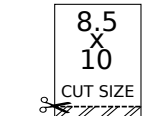
LOCATION	COMPONENT DESCRIPTION
AA01,02,03	<b>A55</b> CONTROL BOARD, MAIN
HH07	<b>AM1, AM2</b> AIR MONITOR, SUPPLY/RETURN, IAQ-TVOC
BB07, CC08	<b>B1</b> COMPRESSOR 1
GG01, EE05	<b>B3</b> MOTOR, BLOWER
GG02, DD06	<b>B4</b> MOTOR, OUTDOOR FAN 1
HH06	<b>B10</b> MOTOR, EXHAUST FAN 1
CC08	<b>C5</b> CAPACITOR, COMPRESSOR
CC08	<b>C6</b> CAPACITOR, EXHAUST FAN 1
CC08	<b>C7</b> CAPACITOR, COMPRESSOR HARD START
BB07	<b>HR1</b> HEATER, COMPRESSOR 1
BB04,05,06	<b>K1</b> CONTACTOR, COMPRESSOR 1
DD08	<b>K31</b> RELAY, HARD START KIT
HH04,05	<b>K65</b> RELAY, EXHAUST FAN 1
BB04,05	<b>K191</b> RELAY, CRANKCASE HEATER 1
FF04	<b>L1</b> VALVE, REVERSING 1
CC04	<b>L34</b> VALVE, SOLENOID, 2 STG COMPRESSOR
EE01	<b>RT6</b> SENSOR, A55 DISCHARGE (IMC)
CC01	<b>RT17</b> SENSOR, OUTSIDE AIR TEMP
EE02	<b>RT46</b> SENSOR, SAT. SUCT TEMP, COMP 1
CC02	<b>RT48</b> SENSOR, SAT. LIQUID TEMP, COMP 1
AA01	<b>S4</b> LIMIT, HI PRESS. SWITCH, COMP 1
AA01	<b>S87</b> SWITCH, LOW PRESS. COMP 1
DD04	<b>T1</b> TRANSFORMER, CONTROL
EE04	<b>T43</b> TRANSFORMER, REHEAT

- NOTES**
- RT6 REMOTE MOUNT WIRING
  - MOVE WIRES FROM 240 TO 208 TAP ON TRANSFORMER FOR 208 VOLT APPLICATIONS
  - P-VOLT UNITS - CONNECT T43-C TO K1-L2

**10** Model: LDT, LHT 024H - 060H P, Y VOLT HEATPUMP - ECM BLOWER WITHOUT HIGHER SCCR  
 Voltage: 208-240V/1~/60Hz(P), 208-240V/3~/60Hz(Y)  
 Supersedes: N/A Form No: 538194-01 Rev: 1



**WARNING**  
 DISCONNECT ALL POWER BEFORE SERVICING.  
 ELECTRIC SHOCK HAZARD, CAN CAUSE INJURY OR DEATH. UNIT MUST BE GROUNDED IN ACCORDANCE WITH NATIONAL AND LOCAL CODES.  
 FOR USE WITH COPPER CONDUCTORS ONLY. REFER TO UNIT RATING PLATE FOR MINIMUM CIRCUIT AMPACITY AND MAXIMUM OVERCURRENT PROTECTION SIZE.  
 IF ANY WIRE IN THIS APPLIANCE IS REPLACED, IT MUST BE REPLACED WITH WIRE OF LIKE SIZE, RATING AND INSULATION THICKNESS.



REV	EC NO.	DATE	BY	APVD	REVISION NOTE
--	CN-008852	06/01/2022	AXL	AAH	ORIGINATED AT PD&R CARROLLTON, TX
001	CN-012457P	03/06/2024	AXL	AAH	A) P381 PIN 1 CALLOUT WAS RT6, NOW IDB. UPDATED GROUND IMAGE ON B3/B4/B10